

Downtown Parking Information

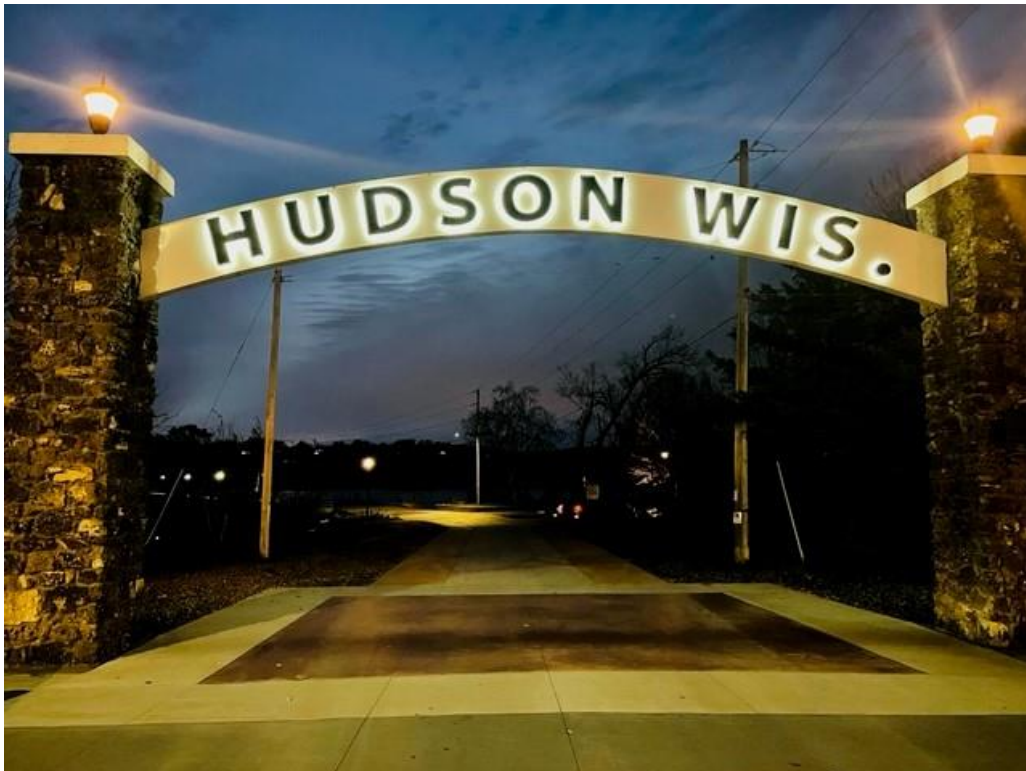


Photo Credit: Katie Soukup

Hudson Parking Enforcement

Table of Contents

Table of Contents	2
Downtown Parking Map	3
General Parking Questions	4
Know Your License Plate	4
Types of Parking Permits	5
Parking Permit Frequently Asked Questions	5
How to Use the Pay Station	6
Pay Station Frequently Asked Questions	6
Passport Parking App	7
Passport Parking App Frequently Asked Questions	8
How to Pay a Parking Citation	9
Parking Violation & Citation Frequently Asked Questions	10
Contact Information	11
Parking Survey	11

Downtown Parking Map



General Parking Questions

What are the hours of enforcement?	<p>Monday through Saturday from 10am to 8pm</p> <p>Sundays are free</p>	<p>The following holidays are free:</p> <ul style="list-style-type: none"> -New Year's Day -Martin Luther King Jr. Day -Good Friday -Memorial Day -Independence Day -Labor Day -Thanksgiving Day -Day after Thanksgiving Day -Christmas Eve -Christmas Day -New Year's Eve
I have a handicap placard; do I have to pay for parking? What if the handicap stall is full?	<p>If you have a handicap placard or disabled plates you DO NOT have to pay for parking.</p> <p>If all the handicap spaces are full, you ARE ALLOWED to park in any parking spot.</p> <p>Please make sure to have your handicap placard properly displayed.</p>	
Are there any parking lots where I don't have to pay for parking?	<p>There are two parking lots downtown that offer up to 4 hours of free parking.</p> <ul style="list-style-type: none"> -Beach House Lot (600 block of 1st Street) -Williams Lot (221 Commercial Street) <p>After the 4-hour time limit has expired, you will be required to move your vehicle or pay for your parking session on the Passport Parking App or at the nearest pay station.</p>	
I have a few errands to run, do I need to pay for parking?	<p>We have 15-minute parking zones throughout the downtown area for a quick errand. These parking spaces are enforced.</p>	
Does Hudson have any holiday promotions for parking?	<p>The City of Hudson's Holiday Parking Season is the day after Thanksgiving through January 2. The first 3 hours of parking are free when you visit downtown. You will be expected to pay for additional time, if your visit is longer than 3 hours.</p>	

Make sure to know your license plate!

Make sure to enter your license plate number into the pay station or in the Passport Parking App exactly as it reads on your license plate. This will ensure you do not get a warning or parking violation.

Types of Parking Permits		
Downtown Parking Permit	Downtown Employee Parking Permit	Downtown Senior Parking Permit
Monthly Permit: \$20 Annual Permit: \$200 No physical permit is given	Monthly Permit: \$10 Annual Permit: \$100 Must show proof of employment in Downtown Hudson No physical permit is given	Annual Permit: no cost Valid Jan. 1 to Dec. 31 & must be renewed each year Must be 65 years or older Must show proof that you live in the city limits of Hudson No physical permit is given
<p>Permits can be purchased by cash or check at the Police Department (101 Vine Street). Permit forms can be found in the main lobby of the Police Department or online at www.hudsonwi.gov</p>		

Parking Permit Frequently Asked Questions	
How will I know when my parking permit expires?	If an email address was provided when completing your parking permit application, you will receive an email stating that your permit has expired. The email will come from the permit company – Cale. Be sure to check your spam/junk folder.
Where can I park if I have a valid parking permit?	<ul style="list-style-type: none"> -Beach House Lot (600 block 1st Street) -North Lot (600 block 2nd Street) -Williams Lot (221 Commercial Street) -Along 1st Street between Elm & Vine Street Parking permit holders are only allowed to park in the lots listed above. If your vehicle is parked in any on-street parking space, you will receive a warning or citation.
Am I guaranteed a parking spot if I purchased a parking permit?	No, parking spaces are first come first served. Permits are also nonrefundable.

How to Use the Pay Station		
Start your Session	Payment Options	Receipt
<ul style="list-style-type: none"> -Press GREEN button to start -Then click "Tap to Start" -Enter your license plate number 	<p>Coin (Quarters ONLY, no change given)</p> <p>Card Payment Insert card & remove quickly. Then select your time.</p>	<p>The system is ticketless.</p> <p>You will have the option if you want an emailed receipt or no receipt.</p>
<p>Important</p> <ul style="list-style-type: none"> -Make sure to follow all the steps on the pay station screen and receive the "Thank You" message to ensure your payment has been processed. -Parking Enforcement Officers use a license plate reader when on patrol to indicate if a vehicle has paid for the parking session. 		

Pay Station Frequently Asked Questions	
<p>What should I do if I come across a pay station that is not working?</p>	<ul style="list-style-type: none"> -Please call Parking Enforcement at 715-386-4770 to report the pay station. Make sure to give your location or a nearby landmark to identify the pay station to be fixed. -You can use another pay station to pay for your parking session or use the Passport Parking App on your phone. -Do not place anything on the pay station saying that it is out of order or put tape or stickers on the machine; this causes damage to the exterior.
<p>The pay station is not taking my quarters to pay for my session, what should I do?</p>	<ul style="list-style-type: none"> - Please call Parking Enforcement at 715-386-4770 to report the pay station. Make sure to give your location or a nearby landmark to identify the pay station to be fixed. -You can use another pay station to pay for your parking session or use the Passport Parking App on your phone.
<p>Can I pay for my parking session at any pay station?</p>	<p>Yes, if you are parking in any labeled on-street parking (Zone 17102) you can pay for your parking session at any pay station since those areas allow you to park up to 3 hours.</p> <p>The only area that is different is North Lot (Zone 17103). You have to use the pay station located in that lot since you can park up to 8 hours in this lot.</p>

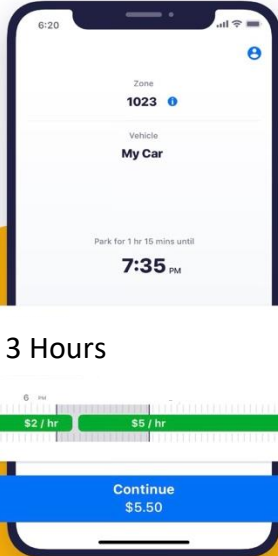
Passport Parking App

The Passport Parking App is convenient and easy to use. When using the app, you can pay for your parking session right from your vehicle. The app also sends alerts when your session is about to expire. Be sure to follow the instructions when setting up your account in the app.



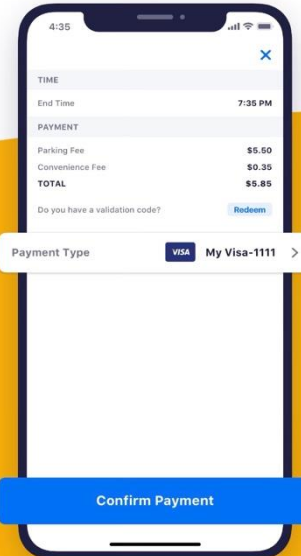
Goodbye confusion

Hello clear parking & pricing details



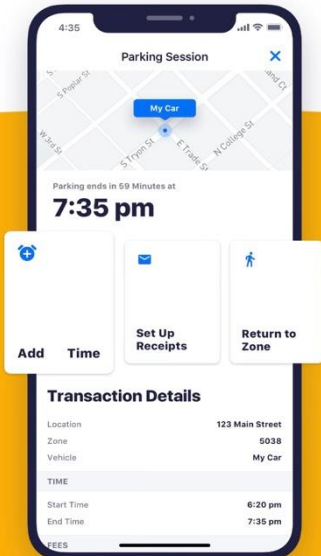
No coins, No problem

Pay quickly, securely with a card



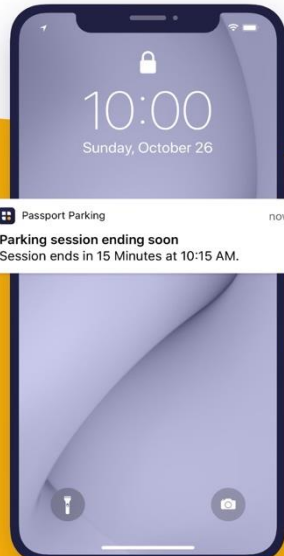
No need to rush

Add time to your parking session directly from your phone



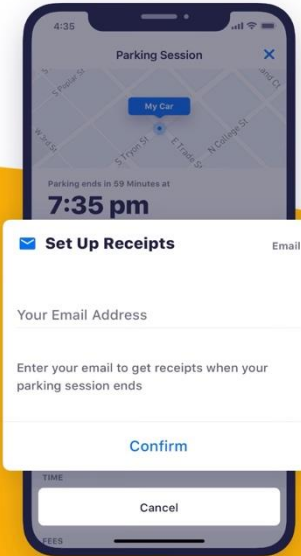
Stress-free Parking

Get alerts when your parking session is about to end



Get receipts

Keep track of expenses with ease



**Passport Parking App
Frequently Asked Questions**

<p>How do I know what zone I parked in?</p>	<p>There are 3 zones in the downtown area and each zone is clearly marked with signs. Pay stations are also labeled with their zone.</p> <ul style="list-style-type: none"> -Zone 17102: On Street Parking (3-hour limit) -Zone 17103: North Lot (8-hour limit) This lot is also for permit holders. -Zone 17110: Library Lot (3-hour limit) This lot is free for library patrons. 	
<p>Why is my Passport Parking App not working?</p>	<p>Network Error Message</p>	<p>-Turn your Wi-Fi and location services on while using the app.</p>
	<p>My payment is not going through</p>	<p>-You may have insufficient funds in your bank account. -You have one or more cards on file and one card has expired. -Your card information was incorrectly entered into the app.</p>
	<p>The app won't let me extend my parking session time</p>	<p>-You have already reached the maximum time limit allowed. You will no longer be able to park in that zone unless you move your car and begin a new parking session.</p>
<p>I have an active parking session; can I move my vehicle within that zone?</p>	<p>Yes, as long as your session is active and you have time remaining, you are able to move your vehicle from one parking space to another as long as you are parked within the same zone.</p>	
<p>Can I park multiple cars while using the Passport Parking App?</p>	<p>Yes, in order to do so you will need to create a new parking session for each vehicle. Be sure to have all vehicle's license plate information saved to your account within the app.</p>	
<p>How do I add/delete a credit card in the Passport Parking App?</p>	<p>To Add a Card Go to the blue person icon in the upper right corner. Tap Payment, then Add New. Enter your card information and tap Save Card.</p> <p>To Delete a card Go to the blue person icon in the upper right corner. Tap Payment, then tap the card on file in your account, then tap Delete in the upper right corner.</p>	
<p>How do I add a vehicle to my account?</p>	<p>To Add a Vehicle Go to the blue person icon in the upper right corner. Tap Vehicle, then Add New. Add the vehicle's information, then tap Save Vehicle.</p>	

<p>How do I delete a vehicle from my account?</p>	<p>To Delete a Vehicle Go to the blue person icon in the upper right corner. Tap Vehicle, then tap the vehicle in your account, then tap Delete in the upper right corner.</p>
--	---

<p align="center">How to Pay for a Parking Citation</p>		
<p>Online</p>	<p>www.hudsonwi.rmcpay.com</p>	<p>Make sure to have your citation number or license plate number ready.</p>
<p>Yellow Pay-O-Meter Box</p>	<p>-2nd Street - between Walnut St & Commercial St -2nd Street - between Vine St & Locust St -Next to City Hall – 221 Walnut Street -In front of the Police Department- 101 Vine Street</p>	<p>If paying by mail or at a Yellow Pay-O-Meter Box, include your citation number or license plate number on the front of your check or money order.</p>
<p>By Mail</p>	<p>City of Hudson Parking Enforcement 505 Third Street Hudson, WI 54016</p>	<p>Make check payable to: City of Hudson</p>
<p>In Person</p>	<p>Hudson Police Department (101 Vine Street) Monday – Friday 7:30am to 4:30pm</p> <p>OR</p> <p>City Hall (505 Third Street) Monday – Friday 7:30am to 4:30pm (Appointment only) Call 715-386-4765 to schedule an appointment</p>	<p>When paying in person, you can pay by cash or check.</p> <p>Make check payable to: City of Hudson</p> <p>Make sure to have your parking citation with you or know your license plate number.</p>

<p align="center">Parking Violation & Citation Frequently Asked Questions</p>	
<p>How do I know if I received a warning or a citation?</p>	<p>Your 1st violation is a warning & is clearly stated on the parking violation. You will also receive educational parking material.</p> <p>Any violation after a warning is a parking citation and you will have to pay a fee.</p>

<p>What happens if I do not pay my citation?</p>	<p>The 1st parking citation notification will be placed on your vehicle’s windshield; 2nd & 3rd notifications are sent in the mail if you have not paid.</p> <p>There is an escalation in fee if you do not pay by the date listed on the citation.</p> <p>If you fail to pay your citation, you will receive a Final Letter Notice & Suspension Letter in the mail.</p> <p>If payment is not received after 30 days of a Suspension Letter, your information will be sent to Wisconsin DMV/DOT for suspension and to a collection’s agency.</p> <p>If you have 3 or more unpaid/contested citations and are found in violation your car may be towed or immobilized. (Ordinance 235-55)</p>					
<p>How do I know if a parking violation was issued if I never received a physical citation due to someone taking it off my car or I drove off without seeing it?</p>	<p>If you did not see the physical parking violation on your windshield, you will receive a final notice letter in the mail. This will give you the opportunity to pay the citation.</p>					
<p>Will I be sent to collections for not paying my parking citation?</p>	<p>Yes. It is the Parking Department’s job to collect payment for open parking citations. If you fail to pay the City of Hudson, you will be sent to collections and this will affect your credit score.</p>					
<p>What if I never receive the final notice or suspension letter in the mail? How am I supposed to know?</p>	<p>It is your responsibility as the registered owner of the vehicle to update your address with the DMV to ensure it is valid and current.</p>					
<p>I paid for my parking session and received a parking warning or violation. What should I do?</p>	<p>Contact Parking Enforcement as soon as possible. We will ask for your citation number and or license plate, and if you have a receipt or proof of your parking session transaction.</p> <p>If you paid through the Passport App or at a pay station, and do not have a receipt we are able to look up your transaction. If you have valid proof of payment, the citation will be voided. If you do not have proof of payment, the citation will stand as is.</p>					
<p>Do I have the right to appeal my citation?</p>	<p>Yes, as the registered owner of the vehicle you have the right to appeal a citation. You can complete the appeal form online or in person at the Police Department.</p> <table border="1" data-bbox="581 1745 1531 1934"> <thead> <tr> <th data-bbox="581 1745 1049 1787">Online</th> <th data-bbox="1049 1745 1531 1787">In Person</th> </tr> </thead> <tbody> <tr> <td data-bbox="581 1787 1049 1934">Go to www.hudsonwi.gov Select Departments and Municipal Court. Then select Not</td> <td data-bbox="1049 1787 1531 1934">Fill out a Contest Ticket Form at the Police Department (101 Vine Street)</td> </tr> </tbody> </table>		Online	In Person	Go to www.hudsonwi.gov Select Departments and Municipal Court. Then select Not	Fill out a Contest Ticket Form at the Police Department (101 Vine Street)
Online	In Person					
Go to www.hudsonwi.gov Select Departments and Municipal Court. Then select Not	Fill out a Contest Ticket Form at the Police Department (101 Vine Street)					

	<p>Guilty Plea Form. Finally click, Submit a Plea of Not Guilty.</p> <p>*Be sure to check the box indicating it is a parking ticket.</p>	<p>After the form is submitted to the Municipal Court, you will be mailed a court date.</p>
--	--	---

Contact Information	
<p>Katie Soukup Parking Enforcement Coordinator 715-386-4770 ksoukup@hudsonwi.gov</p> <p>City Hall 505 Third Street Hudson, WI 54016</p> <p>Website: www.hudsonwi.gov/382/Parking-Downtown</p>	

Parking Survey	
<p>Scan the QR code with your mobile device to take a parking survey.</p>	