

## PARKING ZONES

**17102** - On street parking, City Hall Lot, Harbor Lot  
Phipps Lot, North Plaza Lot

**17103** - North Lot

**17110** - Library Lot (Free for library patrons,  
please register your car with library)

## DOWNLOAD PASSPORT PARKING APP

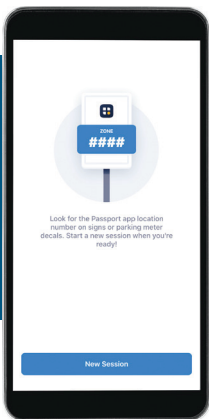


Passport  
Parking

Search for Passport Parking on your Android or Apple smartphone. Once downloaded, follow the app's instructions to set up your account.

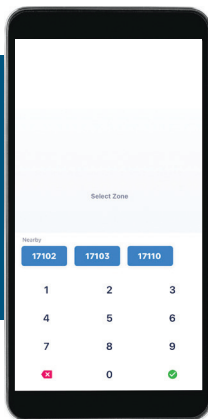
## How to Pay by App

### NEW SESSION



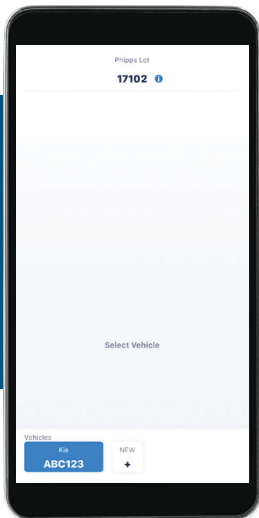
**1** To start a new session, click the blue button on the bottom of the screen

### SELECT ZONE



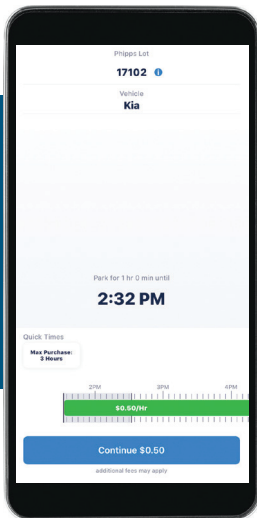
**2** To find out what zone you're in, find the nearest parking sign on the street **OVER >**

## LICENSE PLATE #



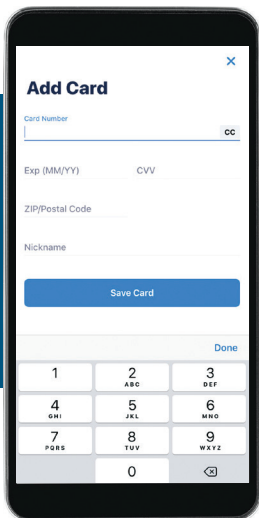
**3** Select or add new vehicle

## ENTER TIME



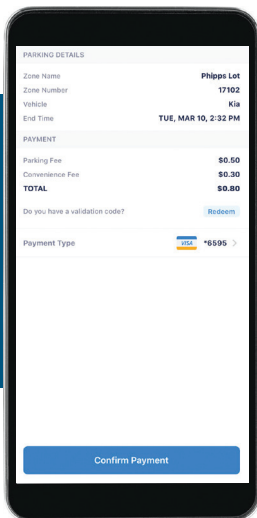
**4** Drag green bar to desired length of parking time, press continue

## PAYMENT



**5** Enter your payment information

## CONFIRMATION



**6** Confirm your payment